

# ANDERSON VALLEY HEALTH CENTER, INC.

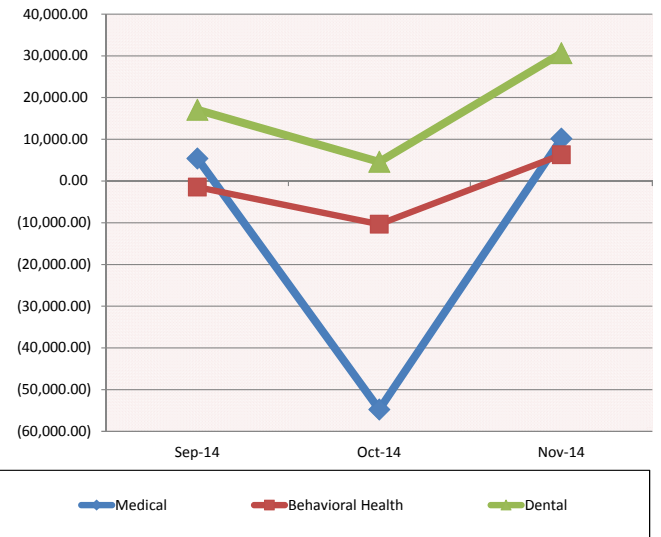
COMPANY SNAPSHOT

NOVEMBER 2014

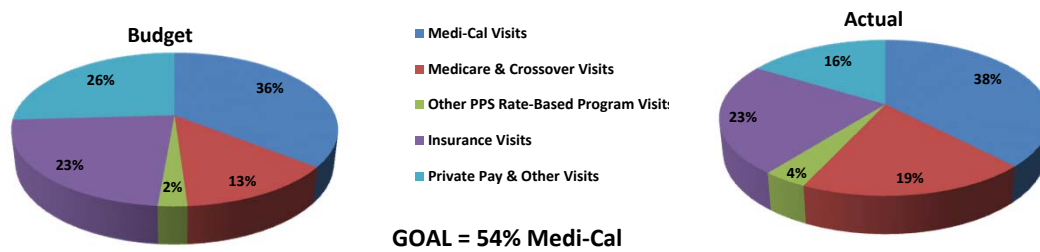
## Net Operating Profit (Loss)

Month to Date			Year To Date			Last YTD		
Actual	Budget	Nov-14 Variance	Actual	Budget	Jul-14 to Nov-14 Variance	Actual	Jul-13 to Nov-13 Change	Nov-13
47,077	10,955	36,122	40,860	(80)	40,939	(230,889)	271,749	

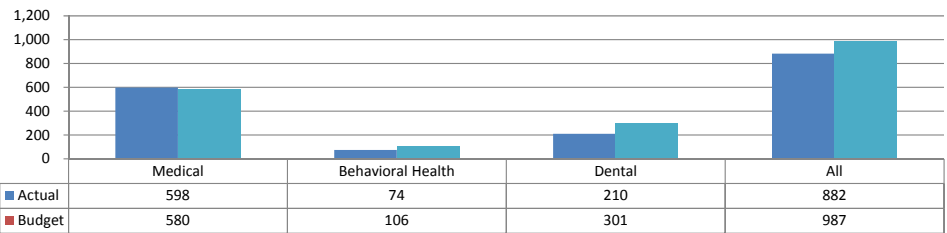
## Monthly Net Operating Profit (Loss) by Department



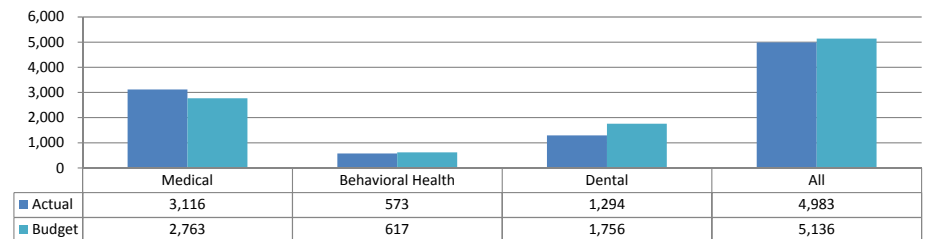
## Payer Mix



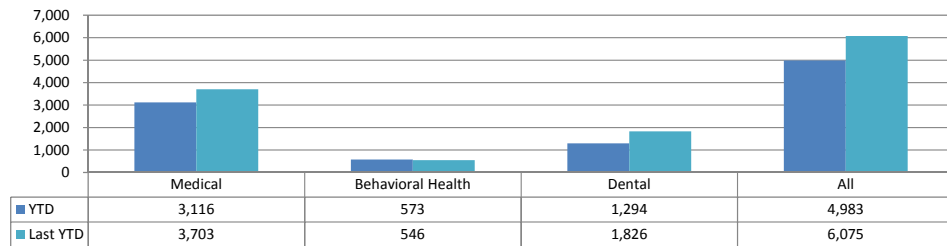
## MTD Visits



## YTD Visits



## Visits Compared to Last Year



## Total Facility Visits

